



Reception Induction Meeting

Aims

- To welcome you to the school.
- To inform parents how children learn in the EYFS.
- To provide information about September.
- To discuss ways in which you can support your child at home.
- To provide the opportunity to complete any information sheets and ask questions.

Welcome to Barford Primary School

At Barford, our children and staff feel safe, valued and respected in an emotionally secure environment. We have our 7 'Barford values' that we endeavor to follow in all areas. They reflect good core values, and we believe that these core values can help us to be better in everything that we do. The Barford family are resilient, confident and caring. We provide opportunities and experiences to help us strive, thrive and fulfil our full potential. Barford is place where we feel nurtured and are given 'wings' to fly

The Barford Values



Learning in Early Years

In Reception, children follow a broad and balanced curriculum called the Early Years Foundation Stage Curriculum. We tailor our teaching to supporting the needs of each child.

Your child will be learning skills, acquiring knowledge and demonstrating their understanding through 7 areas of learning and development.

Characteristics of Effective Teaching and Learning

Playing and
Exploring



Active Learning



Creating and
Thinking Critically



Prime Areas

Communication and Language



Listening, Attention and Understanding

Speaking

Prime Areas

Personal, Social and Emotional Development



Building Relationships

Self – Regulation

Managing Self

Prime Areas

Physical Development



Gross Motor Skills

Fine Motor Skills

Specific Areas

Literacy



Word Reading

Comprehension

Writing

Specific Areas

Mathematics



Number

Numerical Pattern

Specific Areas

Understanding the World



The Natural World

Past and Present

People, Culture and Communities

Specific Areas

Expressive Arts and Design



Creating with Materials

Being Imaginative and Expressive

Themes

Autumn

Who Am I?




Light and Dark



Spring

To the Rescue!



Into the Woods.



Summer

Step Outside



Moving On





A Day in Reception

8.30 – 3.10


	8.45 – 9.15	9.15 – 9.45		10.00 – 10.45	10.45 – 11.15	11.15 – 11.30			12.40 – 1.00	1.00 – 1.45	1.45 – 2.45	2.45 – 3.00					
Monday	Whole Class Phonics	EYFS Assembly	Snack time 9.45 – 10.00	Apples Maths Whole class	Learning in the provision	Maths meeting – 11.15 – 11.30	Whole Class Oral Blending 11.30 – 11.35 IN HALL	Lunch 12.35 – 12.30 Register - 12.30 – 12.40	Kinetic Letters	Apples literacy Whole class	Learning in the provision	Pears Stay and Read	Story Time 3.00 – 3.10				
				Pears Literacy - Whole class								Pears maths Whole class					
Tuesday	Whole Class Phonics	Reading skills		Apples Maths Whole class	Learning in the provision							Kinetic Letters		Apples literacy Whole class	Learning in the provision	Apples Stay and Read	
				Pears Literacy whole class										Pears maths Whole class			
Wednesday	Whole Class Phonics	Reading skills		Apples Maths whole class	Learning in the provision							Kinetic Letters		Apples literacy Whole class	Learning in the provision	Safeguarding Assembly	
			Pears Literacy whole class						Pears maths Whole class								
Thursday	Whole Class Phonics	Reading skills	Apples maths whole class	Learning in the provision					Kinetic Letters	Apples literacy Whole class	Learning in the provision	JIGSAW					
			Pears literacy whole class							Pears maths Whole class							
Friday	Whole Class Phonics	Apples Roots to Fruits Group 1 – 9.15 – 10.00 Group 2 – 10.00 – 10.45 Literacy review and Snack		Learning in the provision					Kinetic Letters	Maths review	PE 1.45 – 2.15	Music 2.15 – 2.45	Mindfulness/ Jigsaw				
		Maths Review	Snack	Music					Pears Roots to fruits Group 1 - 12.45 – 1.30 Group 2 - 1.30 – 2.15		PE 2.15 – 2.45						
									Literacy Review and Kinetic Letters								



How do we teach in Reception?

- Teacher led carpet sessions throughout the day.
- Adult led learning within the environment – indoor or outdoor.
- Whole class phonics teaching.
- Child initiated learning – learning in the environment.

In the Spring and Summer term we move towards more formal sessions, where children start to get ready to transition into year 1.



Indoor Environment



In the indoor environment we have clearly defined areas where children can learn and explore. Resources are clearly labelled so children can access and return them by themselves and select what they want to use.



Outdoor Environment

In the outdoor environment we also have clear areas that children can access and become familiar with, exploring and extending their learning. The outdoor classroom is just as important as the indoor space and is used daily.



Theme Days

Christmas

Easter

Chinese New Year


Eid

Diwali

Vaisakhi

Oral Health Day

VE Day



Trips

Theatre trip



Kingswood Activity Centre

Christchurch

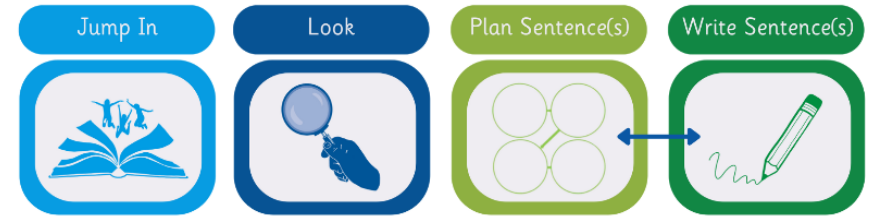
Literacy – Literacy Counts




Literacy Counts



In Literacy, we follow the scheme Literacy Counts. Every term we focus out literacy lessons around a vehicle text, which then directly links to our topic. Literacy Counts explores all aspects of writing a text, and encourages children to write sentences from early on, exposing them to punctuation from the start.



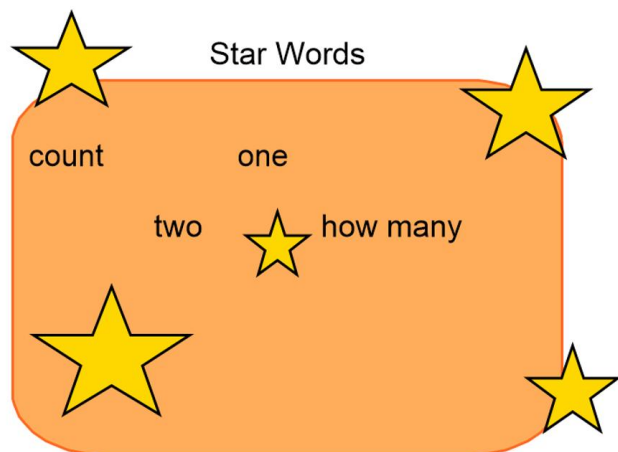
Maths – Maths Mastery



Star Words

count one

two how many



In Mathematics, we follow Mathematics Mastery. This scheme covers all the different areas of early math, from 'Number', including addition and subtraction, ordering, number bonds and composition of numbers to 'Shape, Space and Measure' which includes, weight, length, 2d and 3d shapes.

Talk Task



Speaking in full sentences

'How many birds are on the wall?'










'There are two birds on the wall?'



Phonics

In Phonics, we follow the Little Wandle phonics scheme. Over the course of the year, we learn all phase 2 and 3 graphemes and phonemes, and how to read and write phase 2, 3 and 4 decodable and tricky words.




		 snake
		 astronaut
		 tiger



As part of the Little Wandle Phonics scheme, children will bring home a reading book each week to be read at home over the weekend.

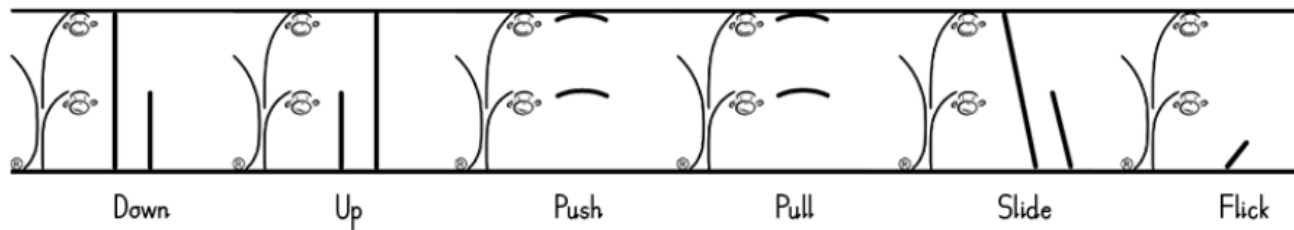
This is a phonetically decodable book which will be individually matched to your child's reading level. Assessments are carried out in class every term, and children's levels will change, in coordination with the assessment.





Kinetic Letters®

Kinetic Letters





Jigsaw - PHSE




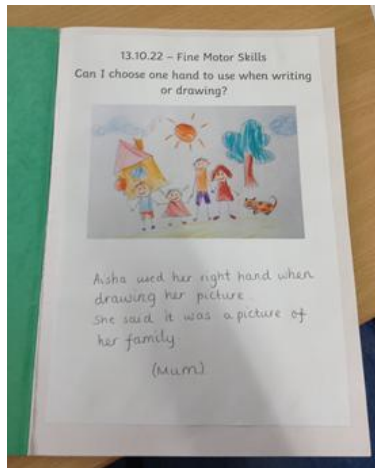
Home Learning

My Home Learning Journal



Name: _____

Class: _____



Homework
24.04.24
Can I develop my own ideas?

For the last few weeks we have been looking at different bugs and insects that live in our garden. Can you go on a bug hunt around your garden or park? What bugs did you see? Were they long? Round? Small? Big? Talk about what the bugs looked like with a grown up.

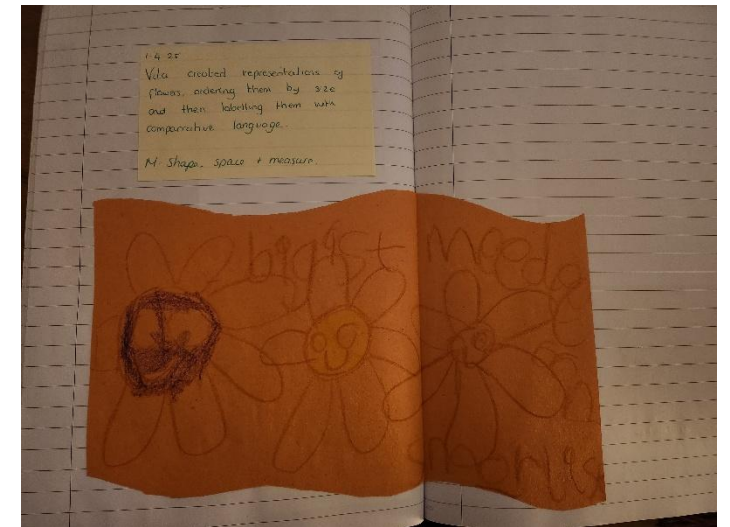
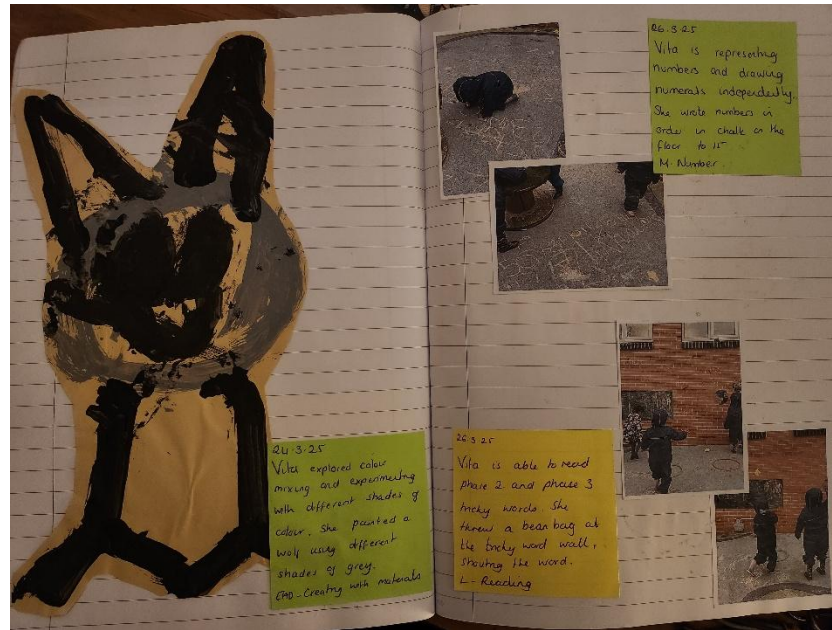
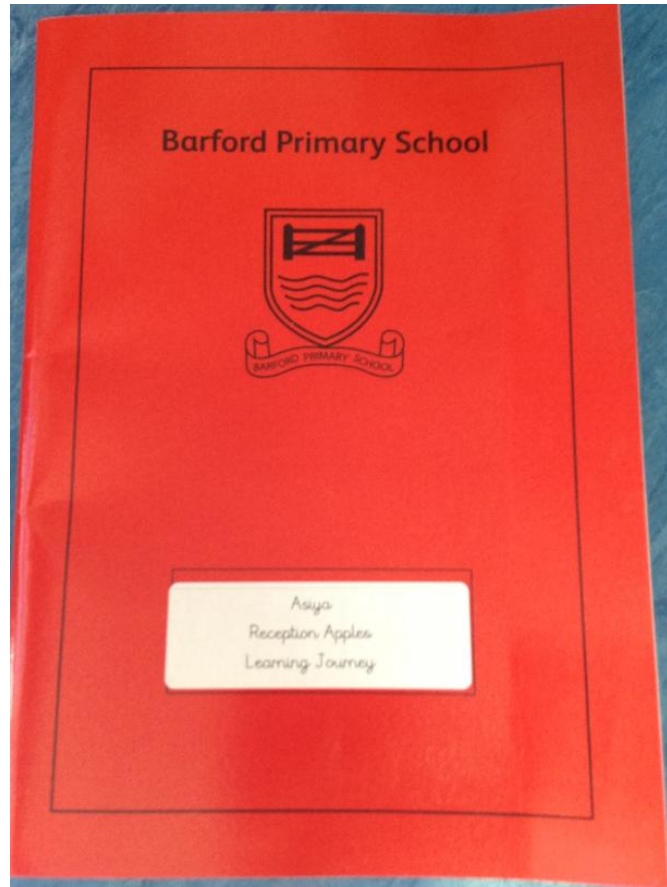
Can you make a bug? You can use junk modelling, construction, painting or paper. Use the different materials around your home to create your bug (see examples) Take photo or bring your masterpiece into school so we can add it to our display. No matter how big or small, we would love to see your buggy creations! Describe your bug in your own words. How did you make it? What does it look like?

Fill out the slip provided so we can display it next to your minibeast. Put your name, the bug that you have made and one interesting fact about your insect or minibeast!

NUMBOTS

Send any photos to enquiry@barfordprimary.co.uk

Learning Journals





Meals and Snacks



Free Fruit and Milk

Your child will be provided with free fruit for snack at break-time and children under 5 are entitled to free milk as part of the Government's Scheme.

Meals

You can choose a hot meal for your child free of charge under the Government Scheme 'Universal Free School Meals'. Universal Free School meals only apply to children in Reception and up to Year 2.

We ask that you complete the FSM form to check if your child is eligible for Pupil Premium Funding. Please speak to the office if you would like support for claiming this. We are extremely lucky that we have all our meals cooked on site. The kitchen staff are always happy to support our children in their food making decisions. The Reception staff team and lunchtime supervisors will guide and support your child during lunchtime so it becomes part of their normal routine which they enjoy.

If your child has an allergy, please make sure that you include this on the induction form. If you feel like you would like to discuss this further, please do not hesitate to book a meeting with us.

Water bottles

When children come to school, they will need to bring a water bottle which is clearly labelled with their name and filled with water. The children will be able to refill their bottles during the day if needed. They will bring this home with them everyday so it can be washed and returned again the next day.



Snack and Fruit



You can bring a snack for your child to have during snack time every day. This should be a piece of fruit. If children bring in grapes, they need to be cut into quarters.

We are a 'No Nut' school. This means, due to allergies, we do not have any nuts in our school. This includes things like peanut butter, and Nutella.





Free School Meals

Pupil Premium Funding

Pupil Premium is allocated to children from low-income families who are currently known to be eligible for FSM in both mainstream and non-mainstream settings and children who have been looked after continuously for more than six months.

We will be giving you a form to fill in to see if you qualify for pupil premium funding.

Please support the school and your child by filling in the form if you think you may qualify for the funding. The extra money that the school receives, allows us to offer the children opportunities that they may not experience in everyday life!

Uniform



- A white shirt
- Grey or black skirt, trousers or pinafore,
- A Barford blue jumper or cardigan
- Black school shoes. (No trainers or canvas shoes)
- No items of jewellery- except small stud earrings
- A spare change of clothes- including underwear in a labelled bag with your child's name that can be kept in school
- Hat, gloves and scarf in the winter months



Uniform needs to be worn everyday.

(Bring wellies/spare clothes for messy outdoor play)

MCAS

Because Barford is a cashless school, all monies, such as dinner and trip money, are paid to the school through MCAS so **we expect all parents/carers to register with MCAS**. Please liaise with the office team, who will be able to assist you with this.

Once registered, you will receive all our paper communication via My Child At School. Please keep the office updated with any changes to your details over the course of the year, this will enable us to keep communication effective with you all.

To register, please contact the main office for your username and invitation code.



Attendance and Punctuality Matters

Research shows that regular attendance and good punctuality are crucial factors in students achieving their full potential at school. Here at Barford Primary School we wish to work in partnership with Parents and Carers and seek your full support in ensuring that your child attends everyday and on time.

Home visits are conducted by our pastoral and attendance team if your child is absent.

They are unannounced visits occasionally on the 3rd day of absence.

If we haven't received any contact with you by the 3rd day of absence and get no response via a home visit, then referrals to the local authority may be made.

Always ensure you notify the academy of any address changes

NHS guidance on common illnesses

Runny nose

It's fine to send your child to school with a runny or blocked nose, but if they have a fever keep them off school until the fever goes.

Headlice

There's no need to keep your child off school if they have head lice. Please treat headlice as soon as possible.

Sore throat

You can still send your child to school if they have a sore throat.

Diarrhoea or vomiting

Children with diarrhoea or vomiting should stay away from school for 48 hours.

Please refer to the NHS website for more illnesses and timescales.
<https://www.nhs.uk/live-well/healthy-body/is-my-child-too-ill-for-school/>

Meet the Teachers



Miss Bradney
Apples Class Teacher



Miss Bishop
Pears Class Teacher



Reception Teaching Assistants
Mrs Gulzar
Miss Azeem

Stay and Play

We hold stay and play sessions to get to your child, and you, a little better before they start in September.

- The first stay and play sessions, parents will come into the classroom and stay with the children.
- The next stay and play session children will stay on their own.

We will then send you a letter to tell you who your class teacher will be.



How can I make sure my child is ready for school?

Self-care:

- Can wash own hands and know when to do this
 - Can ask for help if they don't feel well
- Can go to the toilet independently, wipe properly and flush the toilet. For further guidance please visit the NHS (How to potty train) website.

Getting dressed & undressed:

- Can put on own coat
- Can put on own shoes or boots, and on the right feet

Eating:

- Starting to use a knife and fork independently
- Starting to open own packed lunch foods such as yoghurts, crisps and containers
 - Can eat independently without being prompted

How can I make sure my child is ready for school?

Independence:

- Happy to separate from parents/carers in the morning
 - Happy to tidy up when asked to do so.
- Can find own coat, bag and snack box from a selection

Speaking:

- Can talk about themselves, their interests and feelings
- Can talk to friends to keep play going and engage in conversation
- Can speak in full sentences to share thoughts, ideas and feelings

Sharing & turn taking:

- Can share toys and take turns independently
- Can play cooperatively with other children
- Understand the need for rules and being friendly to other children

Listening:

- Can sit at a chosen activity for a sustained period of time.
 - Can follow simple instructions.

How can I make sure my child is ready for school?

Reading:

- Can listen to a story in a group
- Can talk about stories they have heard

Writing:

- Begin to hold a pencil in the correct grip – tripod grip
- Like to make marks and say what 'writing' means
 - Begin to show control when colouring in

Maths:

- Can say some numbers
- Can say how old they are
- Begin to count in order



thank
you

Any questions?

Please make sure you have seen a member of the office team before you leave today.

We look forward to seeing you at stay and play!