

# **KS1 SATS INFORMATION**




**Barford Primary School**

# **Welcome**

# Aims

- To share important information about KS1 SATs
- To answer any questions about KS1 SATs
- Discuss / share ideas about how you as a parent can help your child at home



# Year 2 SATs

## What are the children tested on?

### English


#### **Writing (Teacher Assessed)**

This is moderated locally with local schools – but can be moderated by Local Authority

#### **Spelling , Punctuation and Grammar test**

(Optional for KS1)

**Reading Test** – answering questions about fiction and non-fiction texts



# Year 2 SATs

## What are the children tested on?

### Maths

#### **Paper 1 –arithmetic**

arithmetic assesses pupils' fluency in the fundamentals of mathematics, including place value, calculations and fractions.

#### **Paper 2- reasoning**

reasoning assesses pupils' mathematical fluency by demonstrating their ability to solve problems and reason mathematically.

# KS1 Assessment


- Teacher assessment judgements in English reading, English writing, mathematics and science are reported
- Teacher assessment draws together everything the teacher or teachers know about a child, including written, practical, oral classwork and school assessments.
- Teacher assessment is not a 'snapshot' like tests and is therefore more reliable.
- There can be a difference between teacher assessment results and test levels.
- Teacher Assessment is the only data used in school performance accountability at the end of KS1.

# Reading

- ② Reading Tests:
- ② English reading Paper 1: combined reading prompt and answer booklet. The test takes approximately 30 minutes to complete, but is not strictly timed as the tests are not intended to assess children's ability to work at speed.
- ② English reading Paper 2: more challenging reading booklet and separate answer booklet. The test takes approximately 30 minutes to complete, but is not strictly timed.
- ② **The texts in the reading papers cover a range of fiction, non-fiction and poetry, and get progressively more difficult towards the end of the test. Teachers have the option to stop the test at any point that they feel is appropriate for a particular child**

A decorative border on the left side of the page, featuring a repeating pattern of school supplies such as notebooks, pencils, pens, rulers, and erasers, all in a light blue color. The border has a scalloped edge.

# Reading Examples




# In both Reading Papers there will be a number of different types of question to answer, including:

- Multiple choice
- Ranking/ordering, e.g. 'Number the events below to show in which order they happened in the story'
- Matching, e.g. 'Match the character to the job that they do in the story'
- Labelling, e.g. 'Label the text to show the title'
- Find and copy, e.g. 'Find and copy one word that shows what the weather was like in the story'
- Short answer, e.g. 'What does the bear eat?'
- Open-ended answer, e.g. 'Why did Lucy write the letter to her grandmother? Give two reasons'

Paper 1- combined reading and answer booklet  
Questions about the text

# The World of Ants



Ants are insects that you can often see in a garden, in a park or just on the pavement. They usually live underground.

## Practice questions

**a** What kind of animal is an ant?

\_\_\_\_\_



**b** Find and copy two places you might see ants.

1. \_\_\_\_\_

2. \_\_\_\_\_



# Paper 1- combined reading and answer booklet

## Questions about the text


After a while, Frog spotted something on the water. It was a large basket.

Frog lifted the basket into the boat. One end of the boat tipped up in the air. The other end sank down into the water. The water started to come in.

Monster scooped out the water as fast as he could. But the boat was sinking.

"Monsters don't swim," said Monster.

"Don't worry," said Frog. "We haven't far to go."



- 10 Frog spotted something on the water.

What does the word *spotted* mean in this sentence?

Tick **one**.

smelt

heard

felt

saw





- 11 Why did the boat start to sink?

---

---



**Paper 2- challenging read with separate answer booklet**  
**Questions about the text**




## **The Blackbird and his Wife**

Once upon a time there lived a blackbird and his wife. They sang so sweetly that everyone passing beneath the tree would stop and listen. It was the most beautiful music; it was as though gold and silver rain were falling into your ears.

One day the king was passing and he heard the two birds singing. He said to his servants, "Catch those birds! I will keep them in a silver cage and they will sing to me." So the servants set a trap, but they only caught one of the birds: the blackbird's wife. They put her into a silver cage and hung her over the king's bed. But she was so sad that she wouldn't sing at all.

As for the blackbird, when he saw that his wife had been trapped, he was angry. He took a sharp thorn for a sword and took half a walnut shell and wore it as a helmet. With the other half, he made himself a little drum. Soon he was marching towards the palace, beating the drum: rat-tat-tat.



# Paper 2- challenging read with separate answer booklet

## Questions about the text

Questions 1 – 8 are about  
*The Blackbird and his Wife* (pages 4 – 7)

(page 4)

**1** Why did the king want to have the blackbirds?

\_\_\_\_\_

(page 4)

**2** Why was the blackbird's wife sad?

\_\_\_\_\_

(page 4)

**3** What instrument did the blackbird play on the way to the palace?

\_\_\_\_\_

(page 5)

**4** The king treated the animals badly.

a) What had the king done to the fox?

\_\_\_\_\_

b) What had the king done to the ants?

\_\_\_\_\_

# Help with Reading at home

② REGULAR Reading with your child. Discussing texts that your child has read. Ask them to re-read sentences to increase their fluency as this will support their comprehension of the text.

Read to your child to model good reading. Encouraging your child to read a wide range of texts

② Ensuring books are brought back to school on time so they can be changed.

② Discussing new words in texts that will broaden their understanding and widen their own vocabulary choices.

Opportunities to read – make it REAL! – recipes and instructions; newspapers and magazines; research on websites; on-line books using Kindles and tablets. Research has shown that boys are more keen to read on computing devices e.g. Kindles/Ipads

A decorative border on the left side of the page, featuring a repeating pattern of school supplies like notebooks, pens, pencils, and rulers, interspersed with stars and swirls. The border is light blue with a scalloped edge.

# Writing Examples

# Writing

- ② Teacher assessed
- ② We write for a range of purposes, including stories, instructions, information, recounts and diary entries.
- ② Focus is on applying grammatical rules, punctuation and spelling

# Working Towards the expected Standard.

Jamie: pupil scripts

Piece A: Short narrative

Standing on the tall cliff neyer  
the see and the air was a Seemoster.  
I called the boys over and told  
them my friendishly, clever plan.

Fuerst I will need sever both bombs.  
To make a Sever both bomb  
you need Severs from a  
part. I slid and then I sor  
the seedrigo and then the boys  
said drop the bothboms.  
His tung felt tingly and ticky.

# Working at the expected Standard

## Piece B: Description (setting)

There were lots of spiders in the  
attic. Some thing was flapping its  
wings behind a \* enormous box. I  
wonder what is in that box thought  
Eloise. He crept closer to open  
the <sup>box</sup> but suddenly a <sup>pigeon</sup> ~~pigeon~~ came out  
from behind the box. <sup>pigeon</sup> Go away! said  
Eloise quietly. The ~~pigeon~~ <sup>pigeon</sup> went out  
the window. <sup>w</sup> <sup>f</sup> <sup>al</sup> ~~said~~ <sup>at</sup> Eloise that was  
close.

# Working at Greater Depth

## Poppy and the beanstalk

Once upon a time there was a girl called Poppy who lived with her poor mum. They lived in a crickety, old and wooden house. They got their precious money by milking their old, spotty cow (Daisy).

Early the very next morning it was as sunny as a sunshine. That very particular day Poppy's mum asked Poppy, "Can you sell Daisy because she is too old and in return <sup>for</sup> some money?"


"Sure," replied Poppy and set off in the dusty allaway.

On the dusty allaway she trotted, until she met a stranger.


"Who are you?" whispered the stranger.


"I am Poppy," suggested Poppy.

"It does not matter, anyway I will give you five magic seeds for your cow," announced the stranger. Poppy thought it was an extraordinary idea, so she agreed and took the five magic tiny seeds.

A decorative border on the left side of the page, featuring a repeating pattern of school supplies such as notebooks, pens, pencils, rulers, and erasers, all in a light blue color. The border has a scalloped edge.

# Spelling, Punctuation and Grammar Examples

- 
- A decorative vertical border on the left side of the slide, featuring a repeating pattern of school supplies such as notebooks, pencils, pens, rulers, and erasers in shades of blue and teal.
- ③ Children taking Key Stage 1 SATs will sit two separate papers in grammar, spelling and punctuation:
    - Paper 1: a 20-word spelling test taking approximately 15 minutes and worth 20 marks.
    - Paper 2: a grammar, punctuation and vocabulary test, in two sections of around 10 minutes each (with a break between, if necessary), worth 20 marks. This will involve a mixture of selecting the right answers e.g. through multiple choice, and writing short answers.



# What spelling rules do we need to know?

- ② Spelling patterns and rules for suffixes ing, ed, er, est, less, ful and ly
- ② The suffixes –ment, –ness, –ful , –less and –ly
- ② Spelling patterns for prefixes -un
- ② Contractions I will= I'll
- ② Homophones e.g. blue and blew
- ② Compound words e.g. classroom
- ② Plurals- s/es foxes
- ② Words ending in the –le spelling is the most common spelling for this sound at the end of words e.g. puddle
- ② Words starting with the -gn, -kn or -wr spelling at the e.g.nat, knight and write

# 64 Year 2 common exception words

## Year 2 Common Exception Words

after  
again  
any  
bath  
beautiful  
because  
behind  
both  
break  
busy  
child  
children  
Christmas

class  
climb  
clothes  
could  
cold  
door  
even  
every  
everybody  
eye  
fast  
father  
find

floor  
gold  
grass  
great  
half  
hold  
hour  
improve  
kind  
last  
many  
mind  
money

most  
move  
Mr  
Mrs  
old  
only  
parents  
pass  
past  
path  
people  
plant  
poor

pretty  
prove  
should  
steak  
sugar  
sure  
told  
water  
whole  
who  
wild  
would

# Example questions: Understanding tense

## Practice questions

**a** Tick the word that completes the sentence.

We were \_\_\_\_\_ on our projects.

Tick **one**.

worked

works

working

work

**b** Write one word on the line below to complete the sentence in the **past tense**.

I \_\_\_\_\_ to Scotland during the school holidays.

# Example questions:

## Understanding punctuation

5 Look at where the arrow is pointing.

The children went home Josh had enjoyed his party.



Which punctuation mark is missing?

Tick **one**.

comma

question mark

apostrophe

full stop

# Example questions:

## Understanding word classes

6 What type of word is underlined in the sentence below?

Poppy held the baby rabbit gently in her arms.

Tick **one**.

an adjective

an adverb

a noun

a verb

7 What type of word is brave in the sentence below?

The brave mouse marched up to the lion.

Tick **one**.

an adverb

an adjective

a verb

a noun

# Example questions:

## Understanding sentence types

8

Read the sentences below.

### Growing Beans

Place some damp cotton wool in a jar.

Push a bean seed down against the side of the jar.

Wait for the bean seed to sprout.

Tick the word that best describes these sentences.

Tick **one**.

statements

questions

commands

exclamations



# Help with English at home

- ② Opportunities to talk and write –
- ② Diaries, recounts of events, letters/emails, newspaper stories of something that caught their imagination, stories for younger siblings.....
- ② Increase and improve their spoken vocabulary/ grammar (e.g. was and were)
- ② Revision and educational websites eg. BBC Bitesize
- ② Revising spellings previously learned, including finding other words with the same spelling pattern
- ② Homework (learning weekly spellings)

A decorative border on the left side of the page, featuring a repeating pattern of school supplies like notebooks, pencils, rulers, and erasers on a light blue background with a scalloped edge.

# Mathematics Examples

## Paper 1 –arithmetic 25 questions

assesses pupils' fluency in the fundamentals of mathematics, including place value, calculations and fractions.

1.  $5 + 7 =$

2.  $19 - 9 =$

# Paper 1 –arithmetic

5.  $15 + 3 + 3 =$

11.  $87 - 40 =$



## Paper 2- reasoning

assesses pupils' mathematical fluency by demonstrating their ability to solve problems and reason mathematically.






Questions 1-5 are mental calculation questions e.g.

- ⦿ What number is 1 less than 24?
- ⦿ How many tens are there in 96?
- ⦿ Amy has a piece of paper. She cuts it in half. How many pieces of paper does Amy have now?

# Paper 2- reasoning Shape

6 Look at the shapes.

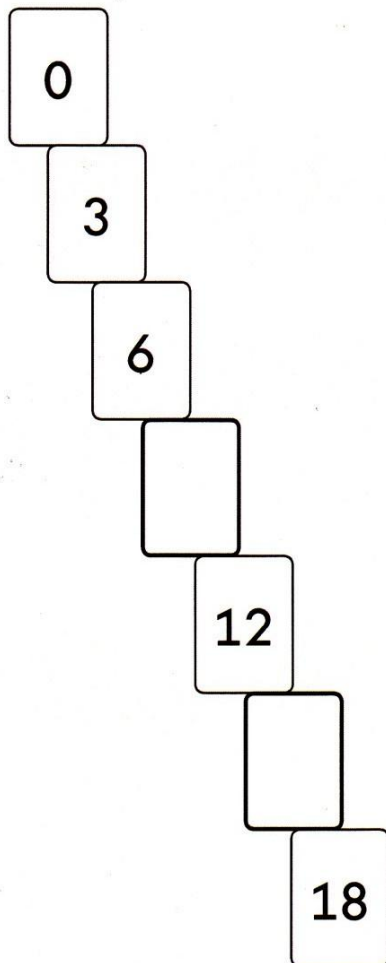
Tick (✓) the hexagon.



# Paper 2- reasoning

## Number patterns

10 Write the **two** missing numbers in this pattern.



# Paper 2- reasoning

## Money

15 A shop sells these sweets.



2p



5p



10p

Abdul spends exactly **20p** on sweets.

Tick (✓) the bag of sweets he buys.



# Help with Maths at home


- ② Quick fire mental calculations.
- ② Useful education websites – **BBC Bitesize, Topmarks and Crickweb.**
- ② Times Tables Rockstars
- ② Practise telling the time
- ② Homework


# How are SATs organised?


- A timetable is planned out at school and the tests are administered over a two week timescale
- All children must sit the tests if appropriate
- Tests are completed in classrooms or quiet spaces with any displays that may help covered over.
- Children are divided into groups for test administration to ensure they are properly supported and feel secure.

# Supporting your children...

- ② Be positive and encouraging.
- ② All we want is for the children to do the very best they can
- ② Discuss the importance of trying your best but keep it low key
- ② Support with homework as this will help them at school

- 
- A decorative border on the left side of the slide, featuring a repeating pattern of school supplies such as notebooks, pencils, pens, rulers, and erasers, all in a light blue color.
- ② Don't panic!
  - ② Allow children time to relax at home
  - ② Make sure they get plenty of sleep!
  - ② Try not to mention tests- just treat every day as a normal day
  - ② Tests will be in the mornings mostly
  - ② We will keep the days as normal as we can so the children are happy and not worried

- 
- A decorative vertical border on the left side of the slide, featuring a repeating pattern of school supplies including notebooks, pencils, pens, rulers, and brushes, all in a light blue color.
- ⌚ Remember that the tests are meant to test children across the range of abilities
  - ⌚ The children do not have to get every question correct to be assessed as working at 'Age Related Expectations' (ARE)
  - ⌚ The questions get harder as the children move through the papers so some children will not be able to answer questions nearer the end- this does not mean that they will 'fail' or not achieve ARE

- 
- A decorative vertical border on the left side of the slide, featuring a repeating pattern of school supplies like notebooks, pencils, rulers, and erasers in a light blue color.
- ② There are KS1 SAT materials widely available from bookshops and the internet.
  - ② CGP (Coordination group Publications Ltd) have a range of KS1 SAT materials including SAT Buster (10 minutes tests) and SAT practice papers and booklets. These may be useful to guide you on how to help your child as the answers are also included in most cases!

We hope you found this meeting helpful.

Thank-you 😊

